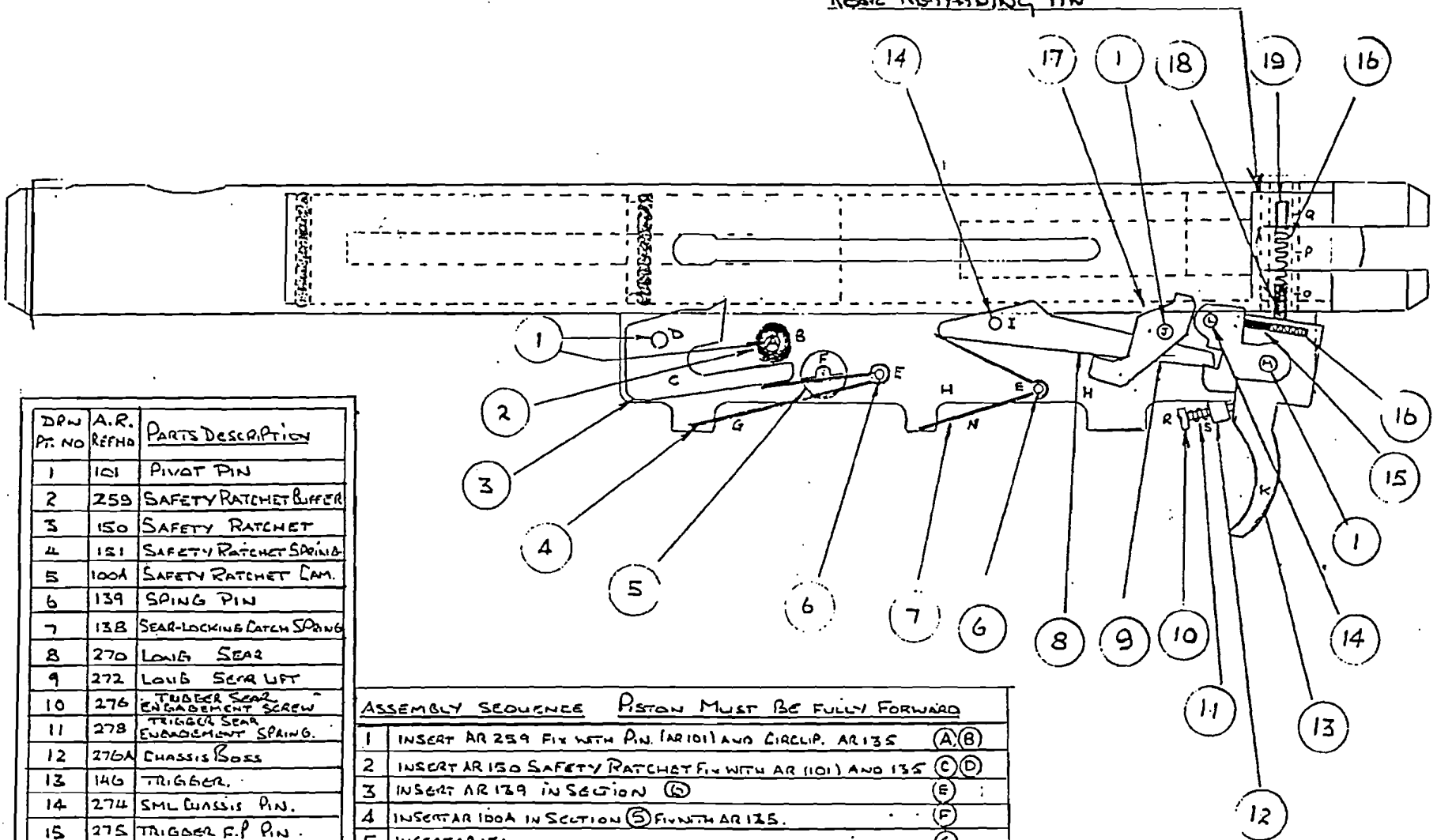


Rear Retaining Pin



DRW PT. NO	A.R. REFNO	PARTS DESCRIPTION
1	101	PIVOT PIN
2	259	SAFETY RATCHET BUFFER
3	150	SAFETY RATCHET
4	151	SAFETY RATCHET SPRING
5	100A	SAFETY RATCHET CAM
6	139	SPRING PIN
7	138	SEAR-LOCKING LATCH SPRING
8	270	LONG SEAR
9	272	LONG SEAR LIFT
10	276	TUBER SEAR ENGAGEMENT SCREW
11	278	TRIGGER SEAR ENGAGEMENT SPRING
12	276A	CHASSIS BOSS
13	146	TRIGGER
14	274	SML CHASSIS PIN
15	275	TRIGGER F.P. PIN
16	170	TRIGGER SPRING
17	272	LONG SEAR LIFT
18	262	TRIGGER ADJ. PIN
19	263	TRIGGER ADJ. SCREW
20		
21		
22		
23		

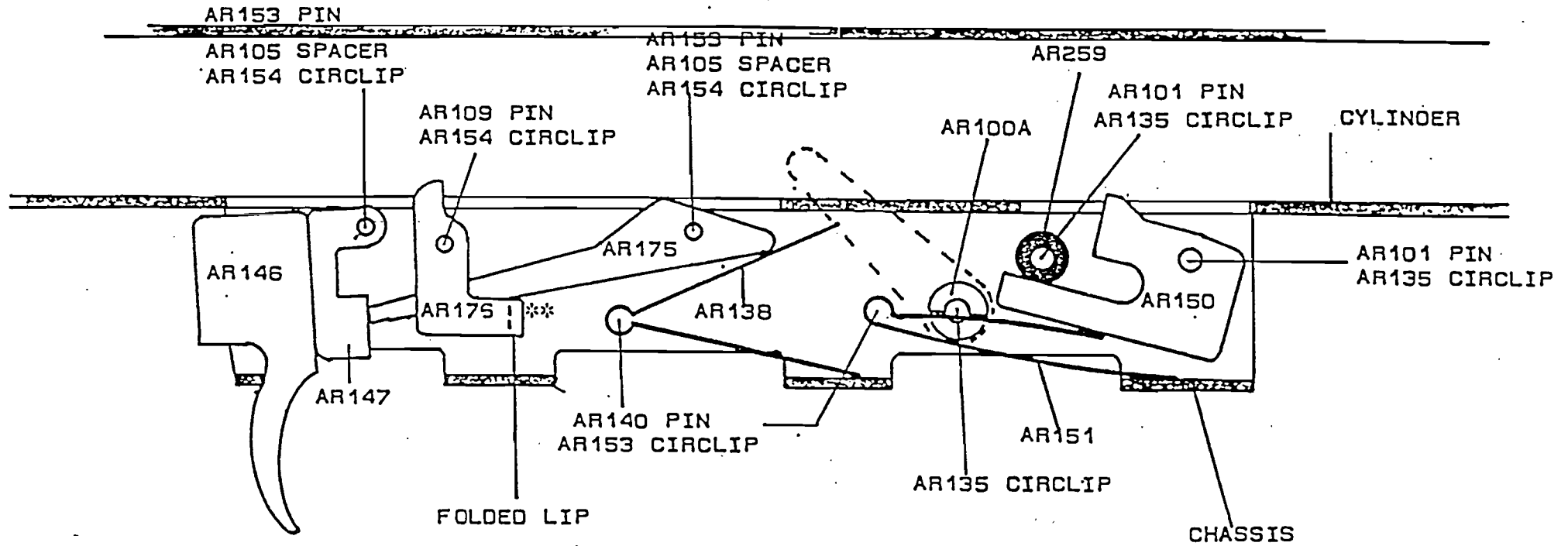
ASSEMBLY SEQUENCE		PISTON MUST BE FULLY FORWARD
1	INSERT AR 259 FIX WITH PIN (AR101) AND CIRCLIP. AR135	(A)(B)
2	INSERT AR 150 SAFETY RATCHET FIX WITH AR (101) AND 135	(C)(D)
3	INSERT AR 139 IN SECTION (E)	(E)
4	INSERT AR 100A IN SECTION (F) WITH AR 135.	(F)
5	INSERT AR 151.	(G)
6	INSERT AR 270 AND AR 272 THROUGH APERTURE	(H)
7	INSERT AR 274 SECTION (I) THEN AR 101 PLUS AR 135 SECTION (J)	(I)(J)
8	INSERT AR 146 FROM REAR OF CHASSIS A FIX WITH AR 274 AND AR 101	(K)(L)(M)
9	INSERT AR 138	(N)(O)
10	INSERT AR 262 AR 170 AR 263 SIBB DOWN UNTIL HEIGHT OF	(O)(P)(Q)
	REQUIRED IS REACHED.	
11	INSERT AR 276 AND 278 ADJUST FOR LENGTH OF FULL	(R)(S)

TIGHT

THIS DRAWING AND DESIGN MUST NOT BE COPIED OR  
HAND TO ANY THIRD PARTY WITHOUT PERM...

ASSEMBLY SEQUENCE      PISTON MUST BE FULLY FORWARD.

- 1 INSERT AR259 - Fix with PIN and CIRCLIP.
- 2 INSERT AR150 - Fix with PIN and CIRCLIP.
- 3 INSERT AR100A - Fix with CIRCLIP.
- 4 INSERT AR151 - Fix with PIN and CIRCLIP.
- 5 INSERT AR176 - Fix with PIN and CIRCLIP.
- 6 INSERT AR146/147 - Fix with PIN, SPACER and CIRCLIP.
- 7 INSERT AR175 - Fix with PIN, SPACER and CIRCLIP, making sure that folded lip on AR176 is below AR175. see illustration at \*\*.
- 8 INSERT AR138 - Fix with PIN and CIRCLIP.



NOTES:--

- AR153 Is a long stepped diameter pin.
- AR109 Is a short stepped diameter pin.
- AR101 Is a large diameter plain pin.
- AR140 Is a small diameter plain pin.
- AR105 Spacer is fitted between chassis and Circlip.

THIS DRAWING AND DESIGN MUST NOT BE COPIED, REPRODUCED, LOANED TO ANY THIRD PARTY WITHOUT PERMISSION AND REMAINS THE PROPERTY OF:--

MATERIAL	TITLE AIR - ARMS	PART No	AR128A
SURFACE & HEAT TREATMENTS	SECTIONAL VIEW OF CHASSIS COMPONENTS		

Development & Manufacturing Engineers  
Hailsham, East Sussex  
Telephone: Hailsham 83224

COPYRIGHT 1/6/03

**LUBRICATION**

lubrication of any precision piece of equipment is essential for a long and trouble-free life. AIR ARMS air rifles are no exception to this rule.

Any good quality oil of the appropriate type can be used, however we strongly recommend the use of Jenolite gun care products. Jenolite Gun Oil and Jenolite Synthetic Lubricant are used during assembly at the factory and have been found to meet our exacting standards on lubrication.

The trigger chassis assembly is lubricated with molybdenum disulphide grease which will be sufficient to last for some time - only needing to be supplemented with the occasional few drops of oil.

One point to remember is that the very substance that is intended to prolong the life of the weapon can, in fact, actually have the reverse effect. This is when the lubrication oils ignite on firing and cause what is known as *dieseling*, resulting in damage to internal parts of the gun.

The most common cause of *dieseling* is over lubrication and/or using the wrong type of oil, particularly in the loading tap area. For this reason only use synthetic oils for lubricating the loading tap or any other part in close proximity.

To preserve the highly polished finish on the external metal parts gently wipe over with a soft oil-soaked cloth.

The piston head and barrel need very little lubrication.

**Recommended Lubricants and Maintenance.**

**After each use of the gun:**

• Loading tap: Jenolite Synthetic Oil - 2/3 drops onto tap assembly - open and close tap several times to disperse oil.

• Outer metal parts: Jenolite Synthetic Oil or Jenolite Gun Oil - to prevent corrosion of surface metal parts, lightly coat with oil using a soft cloth.

• Ensure all screws are tight.

**Every 500 shots** Jenolite Synthetic Oil or Jenolite Gun Oil:

- Locking lever pivot: 2/3 drops onto pivot point.
- Piston pull pivot: 2/3 drops onto pivot point.
- Locking catch pivot: 2/3 drops onto pivot point.
- Piston pull slot: 2/3 drops onto slot runners.
- Loading tap lever: 2/3 drops onto pivot point.

**Every 5000 shots:**

• **Barrel:** Using Jenolite Synthetic Oil, 2/3 drops into open loading tap, close tap and carefully stand gun up with barrel to the floor, allowing oil to drain through the barrel.

**Every 10,000 shots:**

• **Chassis:** Jenolite Gun Oil - Remove gun action from stock and apply 2/3 drops onto access points.

**Annually:**

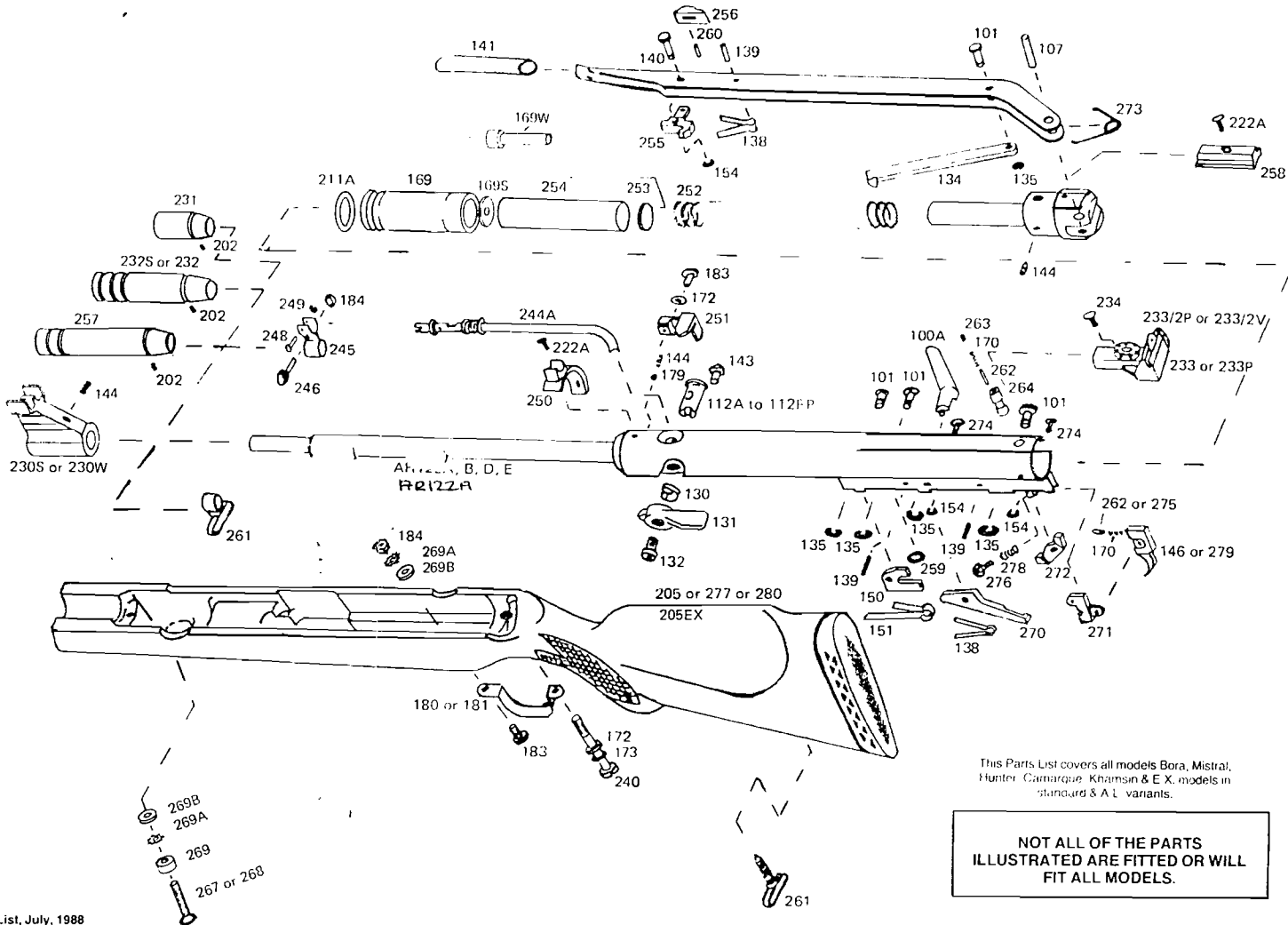
• **Chassis:** Molybdenum Disulphide based grease. Remove gun action from stock and apply to access points.

• **Piston Head Seal:** Jenolite Synthetic Oil. Apply 2/3 drops to piston 'O' ring. Apply through piston pull aperture accessible after pulling back cocking lever.

**General:**

Do not store your rifle in a damp place such as garden shed or garage. Never leave it in a cocked position, always ensure the cocking lever is fully closed before squeezing trigger. If you have a test the gun without firing a pellet ensure the tap is FULLY OPEN.

**WAX OR SIMILAR BARREL CLEANING PADS MUST NOT BE USED IN THESE RIFLES.**



This Parts List covers all models Bora, Mistral, Hunter, Camarque, Khamsin & E X, models in standard & A.L. variants.

**NOT ALL OF THE PARTS ILLUSTRATED ARE FITTED OR WILL FIT ALL MODELS.**

**Parts List, July, 1988**

**NOTE PART NUMBERS MUST BE QUOTED WHEN ORDERING SPARES**

AR 100A Safety ratchet cam assembly	AR 144 Locking screw & barrel fixing screw
AR 101 Pivot pin	AR 146 Trigger
AR 107 Cocking lever pivot pin	AR 150 Safety ratchet
AR 112A Tap, 22 cal. Fitted at factory only.	AR 151 Safety ratchet spring
AR 112B Tap, 177 cal. Fitted at factory only.	AR 154 Circlip (small)
AR 112C Tap, 20 cal. Fitted at factory only.	AR 169 Piston
AR 112FP Tap, 22 cal. (Autoload models only) Fitted at factory only.	AR 169S Spacer
AR 122A Barrel (Bora & Hunter only)	AR 170 Spring
AR 122B Barrel 177 cal. Fitted at factory only	AR 172 Plain washer
AR 122D Barrel 22 cal. Fitted at factory only	AR 173 Spring washer
AR 122E Barrel 20 cal. Fitted at factory only	AR 179 Barrel fixing (new part)
AR 130 Loading tap spring	AR 180 Trigger guard
AR 131 Loading tap lever	AR 181 Brass trigger guard
AR 133 Cocking lever assembly	AR 183 Fixing screw
AR 134 Piston pull	AR 184 Nut
AR 135 Circlip (large)	AR 202 Locking screw - moderator/buzzler weight
AR 138 Spring (Sear & locking catch)	AR 205 Cheech stock
AR 139 Spring pin locking catch	AR 205EX EX stock
AR 140 Pivot pin	AR 211A Piston sealing ring
AR 141 Locking lever sleeve	AR 222A Fixing screw
AR 143 Locking catch spring	AR 230S Front sight (for use with moderator)
	AR 230S Front sight

AR 231 EX muzzle end	AR 240 Woodstock fixing screw (Rear)
AR 232 Muzzle weight	AR 244A Autoload magazine assembly
AR 232S Muzzle weight (export)	AR 245 Autoload magazine assembly bracket
AR 233 Rear sight assembly	AR 246 Autoload magazine bracket screw
AR 233P Rear sight adjustment screws & body	AR 248 Autoload magazine tube clip pin
AR 233/2P Rear sight peep leaf	AR 249 Autoload magazine pin circlip
AR 233/2V Rear sight vee leaf	AR 250 Autoload rear clip
AR 234 Fixing screw (rear sight, sight arrester block)	AR 251 Autoload pellet stop
	AR 252 Mainspring
	AR 253 Mainspring pad
	AR 254 Mainspring sleeve
	AR 255 Locking catch assembly
	AR 256 Locking catch button
	AR 257 Fixing screw
	AR 258 Scope arrester block
	AR 259 Safety ratchet buffer

AR 260 Locking catch button pin	AR 267 Front stock screw (excluding Khamsin & EX)
AR 261 Front & rear sling swivel assembly	AR 267 EX front stock screw
AR 262 Trigger adj. pin & brass trigger 1st pull pin	AR 268 Front stock screw (Khamsin only)
AR 263 Trigger adjustment screw	AR 269 Front stock screw brass spacer
AR 264 Rear plug retaining pin	AR 270 Long sear
AR 265 Allen key set (not illustrated)	AR 271 Trigger sear
AR 266 Rear plug pin extractor screw (not illustrated)	AR 272 Long sear lift
	AR 273 Cocking lever torsion spring
	AR 274 Chassis pivot pin
	AR 275 Trigger 1st pull pin (plastic trigger)
	AR 276 Trigger sear engagement screw
	AR 277 Camarque stock
	AR 278 Trigger sear engagement spring
	AR 279 Brass trigger
	AR 280 Khamsin stock

Please note: 1. Rifle to be used with open sights, Part No. AR 230S Front Sight is not fitted.